


Craft – Samson

For the wages of sin is death, but the gift of God is eternal life in Christ Jesus our Lord.

Romans 6:23






For the
wages of sin
is death, but
the gift of
God is
eternal life
in Christ
Jesus our
Lord.

Romans 6:23


© Adron

© Adron



God gave Samson strength.

Samson pushes down the pillars.



Romans 6:23

4

**For the
wages**



of sin



is death,



**but the
gift of God**



**is
eternal
life**



Color. Cut out large cross. Fold along lines (5 folds), forming a cube. Wrap ribbon around cube and tie bow on top. Unwrap to reveal God's gift to us, through His CROSS.

When you fold up gift, you can fold it with pictures on outside so it's easier to review, or with pictures on inside so it has to be unwrapped to see the words.



**in
Christ
Jesus**



**our
Lord.**

Samson Grass Head

What you need

- Old tights/ stockings
- Compost or earth
- Grass seeds
- Rubber band or string
- Googly eyes, felt for making face.
- A pot for your grass head to sit in!
- Template for arms



What to do



Put a generous sprinkle full of grass seeds at the bottom of the tights.



Add compost until you have a nice sized ball which will make the head.



Twist a nose shape and hold in place with a rubber band or string.



Add on eyes.

Cut some felt to make face decorations. Mouth, eye brows etc.



Decorate a Pot.



Glue the arms onto the side of the pot.



Place head into pot. Water pot and allow tights to sit in water to soak it up.

When grass starts to grow, shape with scissor. (Around 10 days.)

For best results print
on white card



SAMSON BAG PUPPET:

Provide each child with a paper bag, pieces of material for clothing, yarn to be glued onto the bag for Samson's long hair, and use the bag as a puppet for the children to tell today's story.