

Mother's Day Crew Activities

Mother's Day Letter:

Children write a special note to their mum on a sheet of lined paper. Encourage them to draw pictures or decorate their letter with markers, stickers or glitter. When finished, have children place their letter in an envelope, they also decorate, then hand to Mum.

Complete Superhero sheet, then give to Mum.

MY MUM'S A SUPERHERO

My Mum is really good at _____.

My Mum makes the best _____.

When I'm sick Mum _____.

When I'm scared Mum _____.

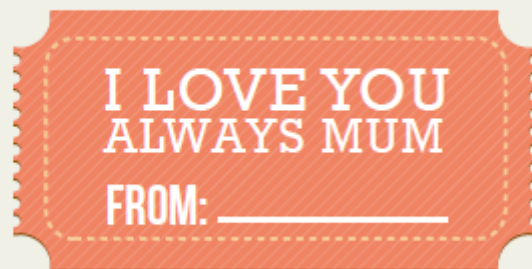
Mum teaches me how to _____.

Mum helps me when _____.

I LOVE YOU MUM!

MOTHER'S DAY COUPONS

Mum, cut out & redeem these anytime you want. I love you!





Mum, please keep this ticket forever so that even after you use all your tickets you'll still have this one to remember how much I love you.

Mothers of the Bible Memory Game

Children can learn about mothers and children in the Bible by playing a card matching game. Nine Bible families are featured, including a short description of each family that can lead to further conversation about the Bible characters. This game would be fun to play on Mother's Day or appropriate to accompany a lesson about any of these Bible characters. It is recommended for 2 to 4 players.

Directions:

1. Print the cards on heavy paper or card stock and cut them apart.
2. Shuffle the cards and lay them face down in rows on the table.
3. The first player turns over two cards so that everyone can see them.
4. If the cards match, the player keeps them.
5. If they don't match, turn them back over in the same locations.
6. Players take turns until all the pairs are matched.
7. The winner is the player with the most pairs.



Eve
(Mother)



When God created the world, Eve was the first woman. She was the mother of Cain, Abel, Seth, and other children.

Mothers in the Bible Game

Sarah
(Mother)

90
years old

God said that Abraham and Sarah would have a baby. Isaac was finally born when Sarah was 90 years old.

Mothers in the Bible Game

Rebekah
(Mother)



Rebekah and her husband Isaac had two very different twin boys, Esau and Jacob.

Mothers in the Bible Game

Jochebed
(Mother)



Jochebed protected her baby Moses by hiding him in a basket. His sister Miriam watched over him. Aaron was their brother.

Mothers in the Bible Game

Naomi
(Mother-in-law)



Naomi and her daughter-in-law Ruth helped each other after their husbands died. Ruth gathered grain for them to eat.

Mothers in the Bible Game

Hannah
(Mother)



Hannah prayed for a son for years, and then Samuel was born. Hannah promised that he would always serve God.

Mothers in the Bible Game

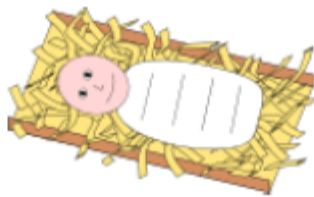
Elizabeth
(Mother)



An angel told Elizabeth's husband Zechariah that they would have a son and they should name him John.

Mothers in the Bible Game

Mary
(Mother)



God chose Mary to be the mother of his son Jesus. After Jesus was born, he was visited by shepherds and wise men.

Mothers in the Bible Game

Lois (Grandmother)
Eunice (Mother)



Timothy learned to know God from his grandmother Lois and his mother Eunice, who taught him from the Bible.

Mothers in the Bible Game

Cain, Abel, Seth (Sons)



When God created the world, Eve was the first woman. She was the mother of Cain, Abel, Seth, and other children.

Mothers in the Bible Game

Isaac (Son)

90
years old

God said that Abraham and Sarah would have a baby. Isaac was finally born when Sarah was 90 years old.

Mothers in the Bible Game

Esau and Jacob (Sons)



Rebekah and her husband Isaac had two very different twin boys, Esau and Jacob.

Mothers in the Bible Game

Miriam, Aaron, and Moses (Children)



Jochebed protected her baby Moses by hiding him in a basket. His sister Miriam watched over him. Aaron was their brother.

Mothers in the Bible Game

Ruth (Daughter-in-law)



Naomi and her daughter-in-law Ruth helped each other after their husbands died. Ruth gathered grain for them to eat.

Mothers in the Bible Game

Samuel (Son)



Hannah prayed for a son for years, and then Samuel was born. Hannah promised that he would always serve God.

Mothers in the Bible Game

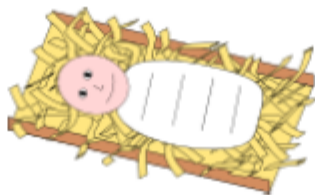
John the Baptist (Son)



An angel told Elizabeth's husband Zechariah that they would have a son and they should name him John.

Mothers in the Bible Game

Jesus (Son)



God chose Mary to be the mother of his son Jesus. After Jesus was born, he was visited by shepherds and wise men.

Mothers in the Bible Game

Timothy (Son)



Timothy learned to know God from his grandmother Lois and his mother Eunice, who taught him from the Bible.

Mothers in the Bible Game

MOTHER'S DAY

See how many words you can make using on the letters in "Mother's Day"



Mother's Day Scavenger Hunt



Mum, today we want to say you're loving, caring, sweet and kind. And to help you have a special day, we've hidden gifts for you to find.

0*1

The first gift you'll find is in the room where we usually keep the broom



*2 Mum, you know you're our favourite cook, next, the kitchen is where you should look.



*4 Mum, you give the bestest hugs, try checking where we keep the mugs!



*3 Mum thank you for your unconditional love, now head to the bookshelf and look above.



*5 Mum, without you we wouldn't get far. Why not go look where we park our car.



5 THINGS I
LOVE ABOUT
MY MUM:

1.

2.

3.

4.

5.