

Crew Activities – Woman at the Well

COOKING

Make "living water", then discussing what that means. Options

1. Make blueberry smoothie
2. Blue 'spider' (carbonated drink with ice cream)

Discussion Questions

- What does Jesus ask of this woman?
- What does he tell her?
- What is so special about living water?
- What are the disciples doing?
- Jesus spends a long time with this woman – for what purpose?
- What does she recognize about him?
- What do we learn about Jesus from the story of the woman at the well?

CROSSWORD

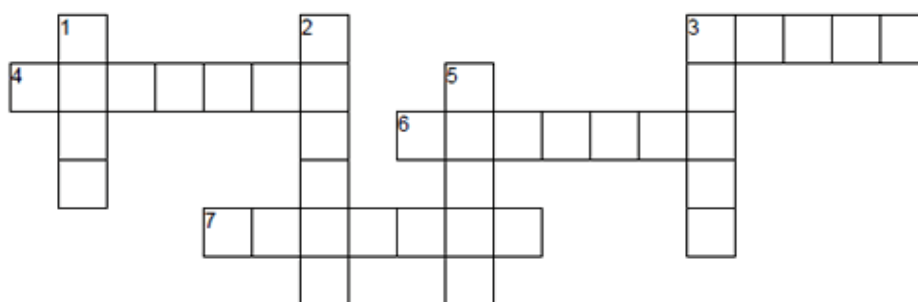
The Woman at the Well

Jesus answered her, "If you knew the gift of God and who it is that asks you for a drink, you would have asked him and he would have given you living water." John 4:10 (NIV)



The puzzle is based on John 4:5-26 (NIV)

1. Using the Across and Down clues, write the correct words in the numbered grid below.



ACROSS

3. An adult female
4. The one expected to come and save the world
6. A person who tells what will happen in the future
7. The man to whom a woman is married

DOWN

1. A deep hole in the ground from which we get water
2. The need or desire to drink something, especially water
3. A clear, colorless liquid which is necessary for life
5. To take in liquid through the mouth


WELL
DRINK

WOMAN
THIRST

WATER
MESSIAH

PROPHET
HUSBAND

The Samaritan Woman

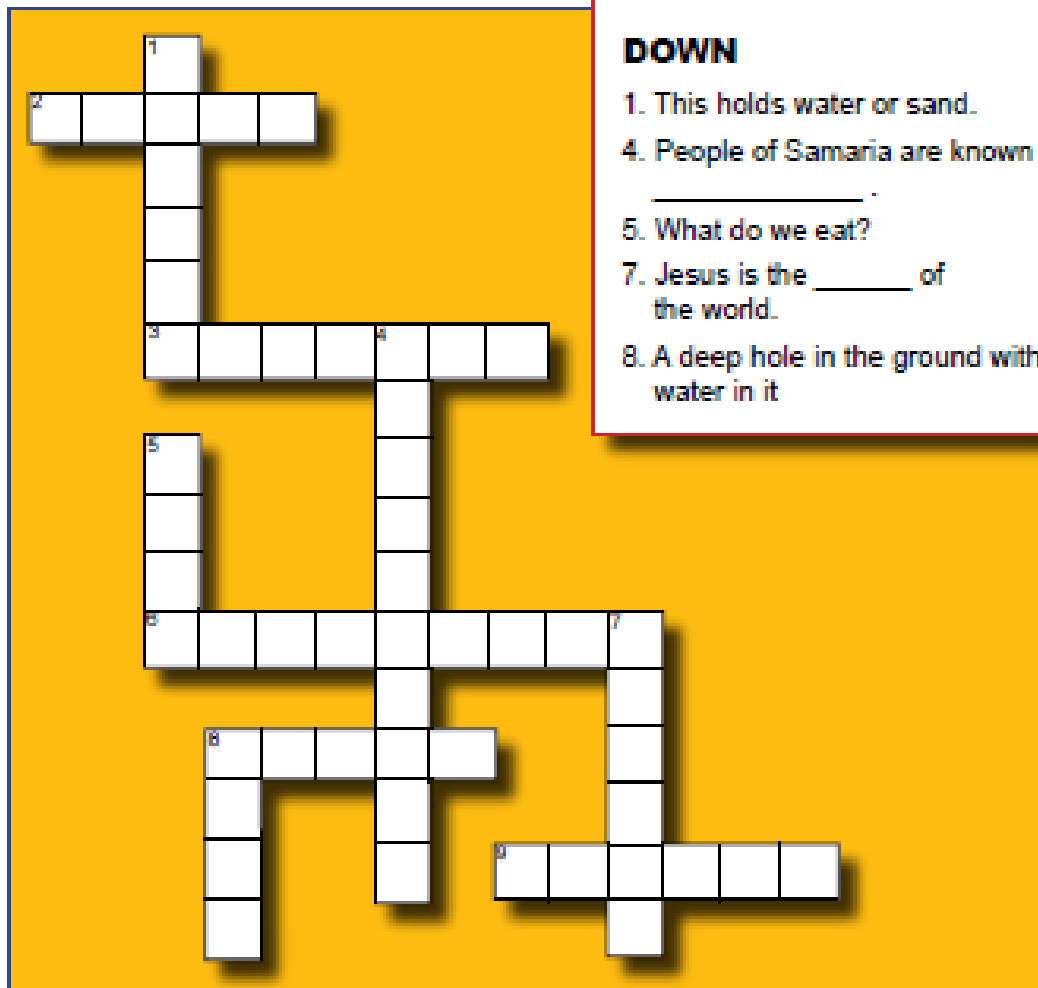


- Bucket
- Life
- Husband
- Prophet
- Father
- Spirit
- Truth
- Messiah
- Disciples
- Jesus
- Samaria
- Sychar
- Jacob
- Well
- Woman
- Water



Make all the words fit into this crossword

The Woman at the Well Crossword Puzzle



ACROSS

2. Jesus said that those who worship God must "must worship in spirit and _____."
3. When we want something to drink, we are _____.
6. Jesus' companions
8. Opposite of man
9. All _____ are important to Jesus.

DOWN

1. This holds water or sand.
4. People of Samaria are known as _____.
5. What do we eat?
7. Jesus is the _____ of the world.
8. A deep hole in the ground with water in it

Word Scramble for The Woman at the Well

Unscramble each of the clue words. Take the letters that appear in the circle boxes and unscramble them to find the answer to the last phrase.

LELW

		○	○
--	--	---	---

KECBTU

				○	
--	--	--	--	---	--

NIMWAO

	○		○	
--	---	--	---	--

ZAPTBE

		○			○
--	--	---	--	--	---

SPIDICELS

					○	○	
--	--	--	--	--	---	---	--

These are important to Jesus.

--	--	--	--	--	--	--	--

DECODER

The Thirst Quencher

Jesus answered her, "If you knew the gift of God and who it is that asks you for a drink, you would have asked him and he would have given you living water." John 4:10 (NIV)

Each number represents a letter of the alphabet. Substitute the correct letter for the numbers to reveal the coded words.



1	2	3	4	5	6	7	8	9	10	11	12	13	14	15	16	17	18	19	20	21	22	23	24	25	26
W	S	H	M	Z	G	A	J	Q	V	B	K	P	I	U	F	C	R	N	X	L	T	D	Y	O	E

- 1-26-21-21 _____
- 26-22-26-18-19-7-21 _____
- 1-7-22-26-18 _____
- 2-7-4-7-18-14-22-7-19 _____
- 22-3-14-18-2-22 _____
- 21-14-16-26 _____
- 1-25-4-7-19 _____
- 23-18-14-19-12 _____

WELL
LIFE


DRINK
SAMARITAN

WOMAN
ETERNAL

WATER
THIRST

MAZE


Help the Samaritan woman find the way to the well.



"If you knew the gift of God and who it is that asks you for a drink, you would have asked him and he would have given you living water."

John 4:10

Woman At The Well



WOMAN AT THE WELL CUPCAKES



- Cupcakes, (any type)
- White Frosting
- Blue sprinkles-we used blue snowflakes
- Woman at the well template (below)
- Tape
- Toothpick-we used a blue one

Take your baked cupcake and smear white frosting on top. Add blue sprinkles for water. Print template and cut it out. Tape to a toothpick and stick down in cupcake.

You can also tint the white frosting blue if you want blue water if you don't have blue sprinkles

The Woman at the Well Jigsaw Puzzle

Cut the puzzle apart on the red lines, mix the pieces up, and put the picture back together.



The Woman at the Well Large Jigsaw Puzzle

Cut the puzzle apart on the red lines, mix the pieces up, and put the picture back together.



The Woman at the Well Spot the Differences

Compare the picture on the top with the picture on bottom. Circle the 11 things that are different.



Word Search for The Woman at the Well

Find the words on the list that are hidden in the puzzle. The words can be left to right, up and down, or diagonally.



BUCKET
BAPTIZING
DISCIPLES


JACOB
MESSIAH
REAP

SAMARITAN
SAVIOR
THIRSTY

WELL
WOMAN
WORSHIP

Match Game for The Woman at the Well

Print two sets of the cards. Cut out the cards along the black lines. Mix up the cards and lay them out face down in rows. Turn over any two cards at a time. If the pictures match, remove them from the table. This counts as one set. If you make a match, you may take another turn. If they do not match, turn them back over and let the next person try. The person with the most sets wins!



The Woman at the Well

Coded Words

Each number stands for a letter of the alphabet. Write the correct letter in the blank to find the coded words and phrase.

Code key

A 1	J 10	S 19
B 2	K 11	T 20
C 3	L 12	U 21
D 4	M 13	V 22
E 5	N 14	W 23
F 6	O 15	X 24
G 7	P 16	Y 25
H 8	Q 17	Z 26
I 9	R 18	

19 8 9 18 19 20 25

19 1 13 1 18 9 20 1 14

2 21 3 11 5 20

4 9 19 3 9 16 12 5 19

19 1 22 9 15 18

PHRASE:

1 12 12 16 5 15 16 12 5

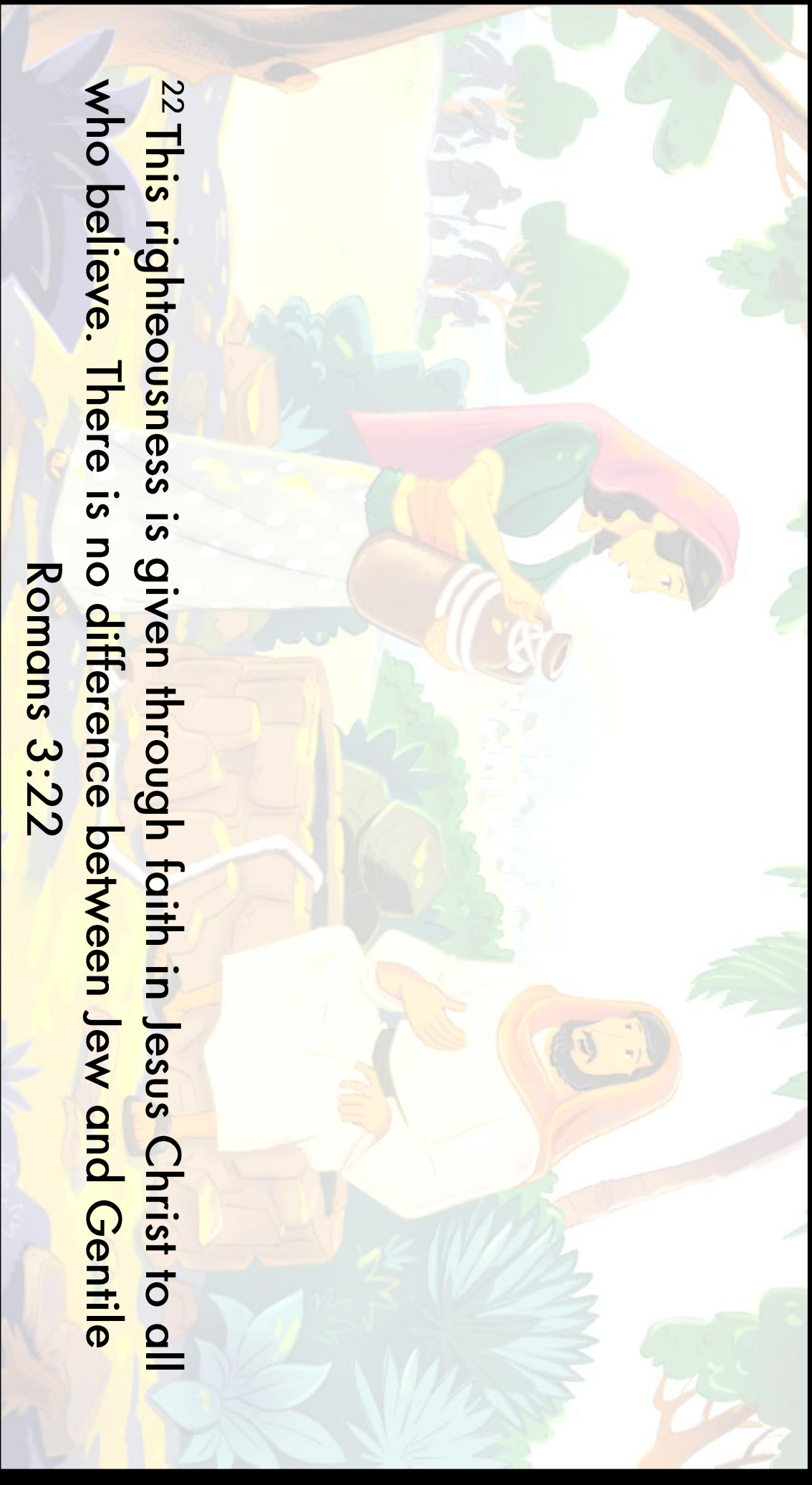
1 18 5 9 13 16 15 18 20 1 14 20

20 15 10 5 19 21 19

SCRAMBLED MEMORY VERSE

1. Cut along dotted lines
2. Rearrange to complete Romans 3:22
3. Paste on paper in correct order
4. Read to mum or dad

Jew	is	through
Romans	Jesus	no
given	all	righteousness
Gentile,	There	and
This	faith	Christ
in	3:22	between
who	difference	to
is	believe.	



²² This righteousness is given through faith in Jesus Christ to all who believe. There is no difference between Jew and Gentile

Romans 3:22