
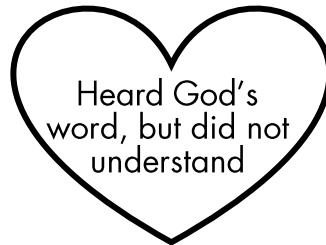
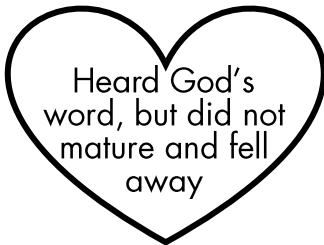


Craft - Parable of the Four Soils

1. Match the types of soil

Colour each part of the picture as you read the Parable of the Four Soils in Luke 8:1-15.
Cut out hearts, then paste on picture to match the hearts with the soil.



2. Parable of the Sower Flaps

Matthew 13, Mark 4, Luke 8

Supplies:

paper, crayons, scissors, stapler

Directions:

- Colour
- Cut on dark lines (so don't cut the bottom layer, or cut too far!)
- staple together

Notes:

The top layer gives numbers for each kind of seed, the second layer shows the seeds when first planted, the third layer shows what happens to the seeds, and the bottom layer has the memory verse.


The Parable of the Sower

1

2

3


4



“But the seed on good soil stands for those with a noble and good heart, who hear the word, retain it, and by persevering produce a crop”

Luke 8:15

3. Write Memory Verse inside frame, then decorate with seeds




4. Colouring


The Dry Path




The Rocky Path



The Weeds



The Good Soil



THE SOWER

